



**MARCHESAN**

# **PSH<sup>3</sup>**

MOUNTED SEED DRILL



SPECIALLY DESIGNED FOR SOWING  
WHEAT, RICE, OATS, BARLEY, RYE, GRASS  
AND OTHER SIMILAR CROPS WITH  
CONTINUOUS SEED FLOW.

**THE BRAND OF THE LAND**



MARCHESAN

PSH<sup>3</sup>

MOUNTED SEED DRILL

### FERTILIZER DISPENSERS

The auger fertilizer dispensers through spring coil pitch internally covered with PVC, assuring precision and uniformity over the whole field.

Different fertilizer dosages can be easily obtained by changing the sprocket combination.


### SEED DISPENSERS

A fluted seed metering system distributes the seeds and keeps a continuous even flow over whole field.

The Seed Metering has a scale set in millimeters to allow three different adjustment points for seeds distribution as per grain sizes.


### MAIN FEATURES

- The fertilizer hopper can be easily converted into seed hopper to increase sowing autonomy.
- Anti-Skid Rear Platform for safe and fast refill.
- The depth adjustment is done through threaded handle, which lifts the row units.
- The three points hitch make easy the operations and maneuvering.

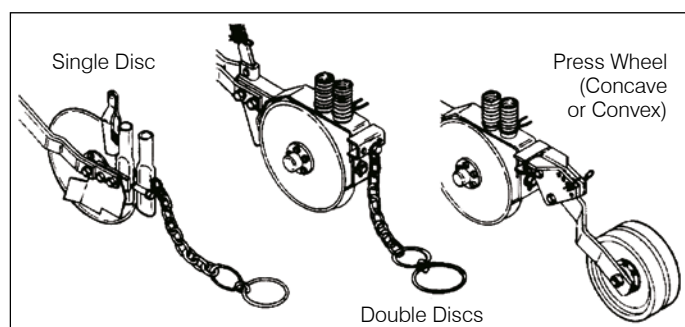


Hopper for Fine Seeds (Grass) Optional

PSH <sup>3</sup>	11	13	15
Volume (liters)	18	21	24



### FURROW OPENERS



Single or Double Discs is in general used to open sowing furrows. The Double Discs operate with advantage in any kind of soil.

### TECHNICAL SPECIFICATIONS

Model	Maximum No. of the Rows	Overall Dimensions Width x Length x Height (mm)	Useful Width ft. in. (mm)	Hopper Capacity				Weight lb. (kg)*	Required Tractor (hp)
				Seeds		Fertilizer			
				Liters	bu.	lb.	kg		
PSH <sup>3</sup>	11	2,770 x 1,450 x 1,200	1,750	160	128	225	286	1,430 (650)	60
	13	3,120 x 1,450 x 1,200	2,100	186	149	297	332	1,661 (755)	65 - 70
	15	3,470 x 1,450 x 1,200	2,450	212	170	338	378	1,892 (860)	75

- Spacing Between Rows: 175 mm (6.7/8")
- Diameter of the Singles or Double Discs: 330 mm (13")
- Sowing Depth: 0 to 60 mm (2.3/8")
- Approximate Amount of the Fertilizer: 64 to 580 gramms at 50 meters per Row.
- Tires: 600 x 16 - 6 ply (52 PSI)
- Hitch Pins: Category II

\* Weight with Double Disc &Chain

MARCHESAN S.A. reserves the right to perfect or alter the characteristics of its products, without the obligation to do so with those already marketed and without giving prior knowledge. The photos and drawings are merely illustrative. 01/2019 - Rev. 01

### MARCHESAN IMPLEMENTOS E MÁQUINAS AGRÍCOLAS TATU S.A.

Av. Marchesan, 1979 - CEP 15994-900 - Matão-SP-Brasil  
Phone: +55 16 3382.8282 - Fax (Sales): 3382.8297  
CNPJ.: 52.311.289/0001-63 - Inscr. Est.: 441.000.151.114

www.marchesan.com.br email: tatu@marchesan.com.br



THE BRAND OF THE LAND